

## USER MANUAL

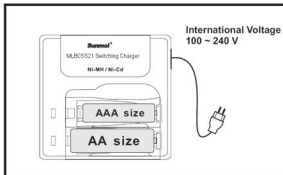
Congratulation on your purchase of the outstanding sunmol Switching Quick Charger MLBC5S21. This manual will help you understand how to operate this Charger and Batteries properly.

## FEATURES OF MLBC5S21 QUICK CHARGER

- \* 1 or 2 AA / AAA size Ni-MH/Ni-Cd batteries can be charged.
- \* Red LED Indicator the charging states.
- \* Trickle pre-charge and trickle maintain functions.
- \* Adopt non-continuum pulse charging current to avoid memory effect. It enhances the charging efficiency and reduce the temperature of the batteries. So, the batteries will have better performance and longer cycle life.
- \* Used in indoor only by the AC power outlet.
- \* Possess reverse polarity protection.

\* MLBC5S21 Charger has 2 individual charging channels. It is designed to charge either 1 or 2 AA / AAA sizes rechargeable batteries. Both of AA and AAA can be charged at the same time. Please refer to the combination below;

### Two Individual Channel



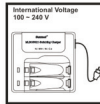
## CAUTION

1. Do NOT recharge Ni-Mh & Ni-Cd rechargeable batteries at the same time.
2. This product is designed for Ni-Mh/Ni-Cd rechargeable batteries only. To avoid personal injury and damage, do not charge any primary alkaline, zinc chloride, or zinc carbon type batteries.
3. Do not expose the charger to rain or moisture.
4. Do not operate the charger using an extension cord.
5. Do not use the charger if it has received a sharp blow, been dropped, Or damaged in anyhow.
6. To reduce risk of shock, disconnect the AC power source (AC adaptor) from outlet before attempting any cleaning of the charger.
7. Do not charge a leaking, corroded or dead battery.
8. Do not attempt to repair charger by yourself. When service or repair is required, contact qualified service personnel.
9. Do not try to disassemble the charger.
10. Store the charger in a cool and dry place when not in use. Keep away from children.

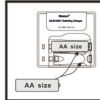
## PLEASE NOTE:

\* sunmol battery Co., Ltd. will not be responsible for any personnel loss and / or injury if the defect was caused by misuse or mishandling by the user in any way.

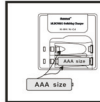
## CHARGER OPERATION




1 : Connect the charger cable to the AC power outlet.



2 : Either 1 or 2 AA size batteries can be charged at the same time.



3 : Either 1 or 2 AAA size batteries can be charged at the same time.



4 : Red LED light up and flash that indicates the batteries is being charged.

After fully charged, the red light will be off. Then, the charger will go to trickle charge. Take out the batteries and shut off the power.

## CHARGER SPECIFICATION :

|                       |   |
|-----------------------|---|
| Input Voltage         | Switching : 100~240V 50~60Hz<br>(UL, VDE, SAA, BS, JIS) |
| Battery Type / size   | Ni-MH AA & AAA Batteries                                |
| Charging channel      | Two individual Channels                                 |
| Charging Current      | 600mA / AA<br>600mA / AAA                               |
| Charging Mode         | Plus charging current                                   |
| Trickle Charge        | Trickle pre-charge and trickle maintain function        |
| Termination Method    | Minus Delta V (- ΔV)                                    |
| Operation Temperature | -10 C~40 C  |

## PLEASE NOTE:

\* Sunmol battery Co., Ltd. will not be responsible for any personnel loss and / or injury if the defect was caused by misuse or mishandling by the user in any way.